

4202390 - LAURA

7 x E27 Max 8W LED

S Montera lampan enligt skissen.

Om anslutningskabeln skadas skall den bytas ut av tillverkaren, eller dennes representant, eller annan person som har erforderlig kännedom, för att undvika fara.

N Monter lampan i henhold til skissen.

SF Kiinnitä lamppu alla olevan piirroksen mukaan.

EN Assemble the lamp according to the sketch.

If the external cable or cord of this luminaire is damaged, it must be replaced by the manufacturer or his agent, or other person who has the required knowledge, in order to avoid a hazard.

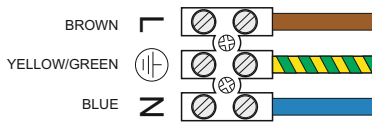
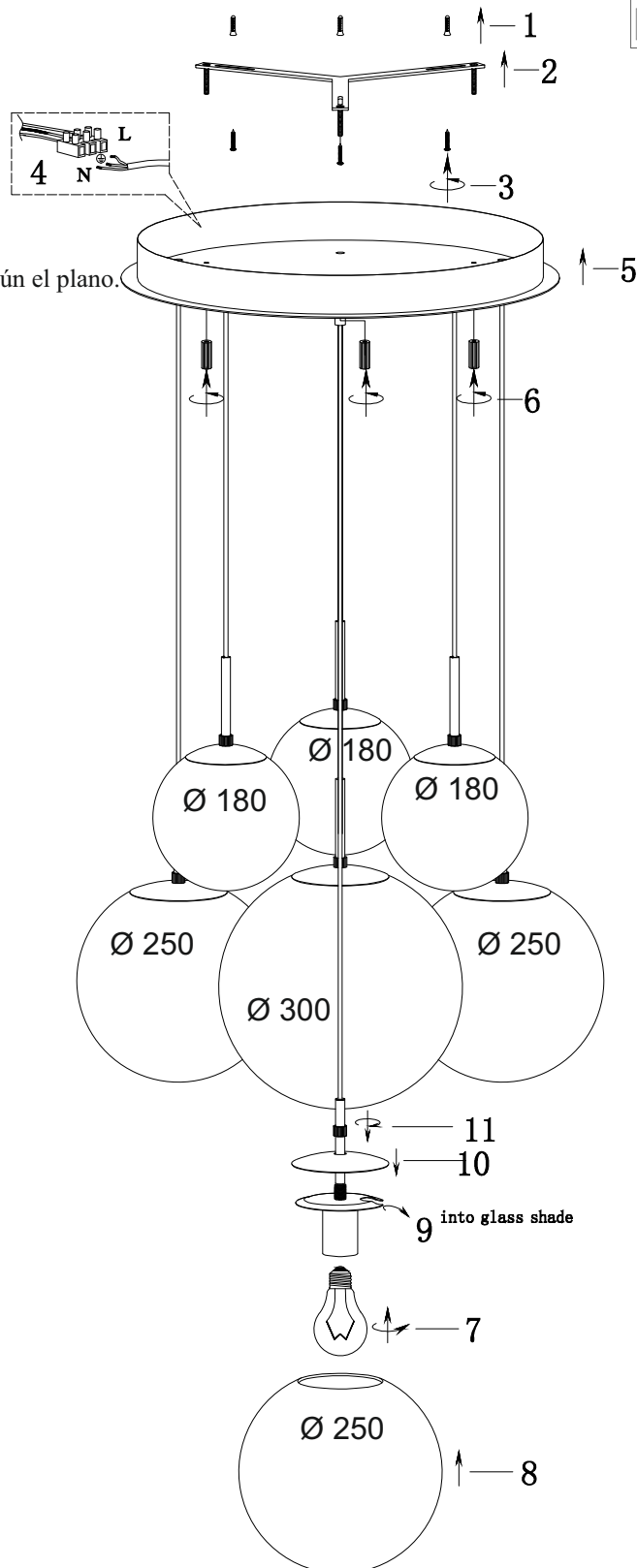
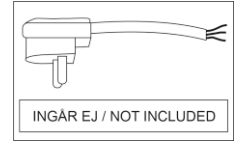
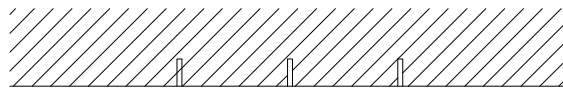
D Montieren Sie die Leuchte laut Skizze.

F Montez la lampe conformément au croquis.

I Montare la luce del diagramma.

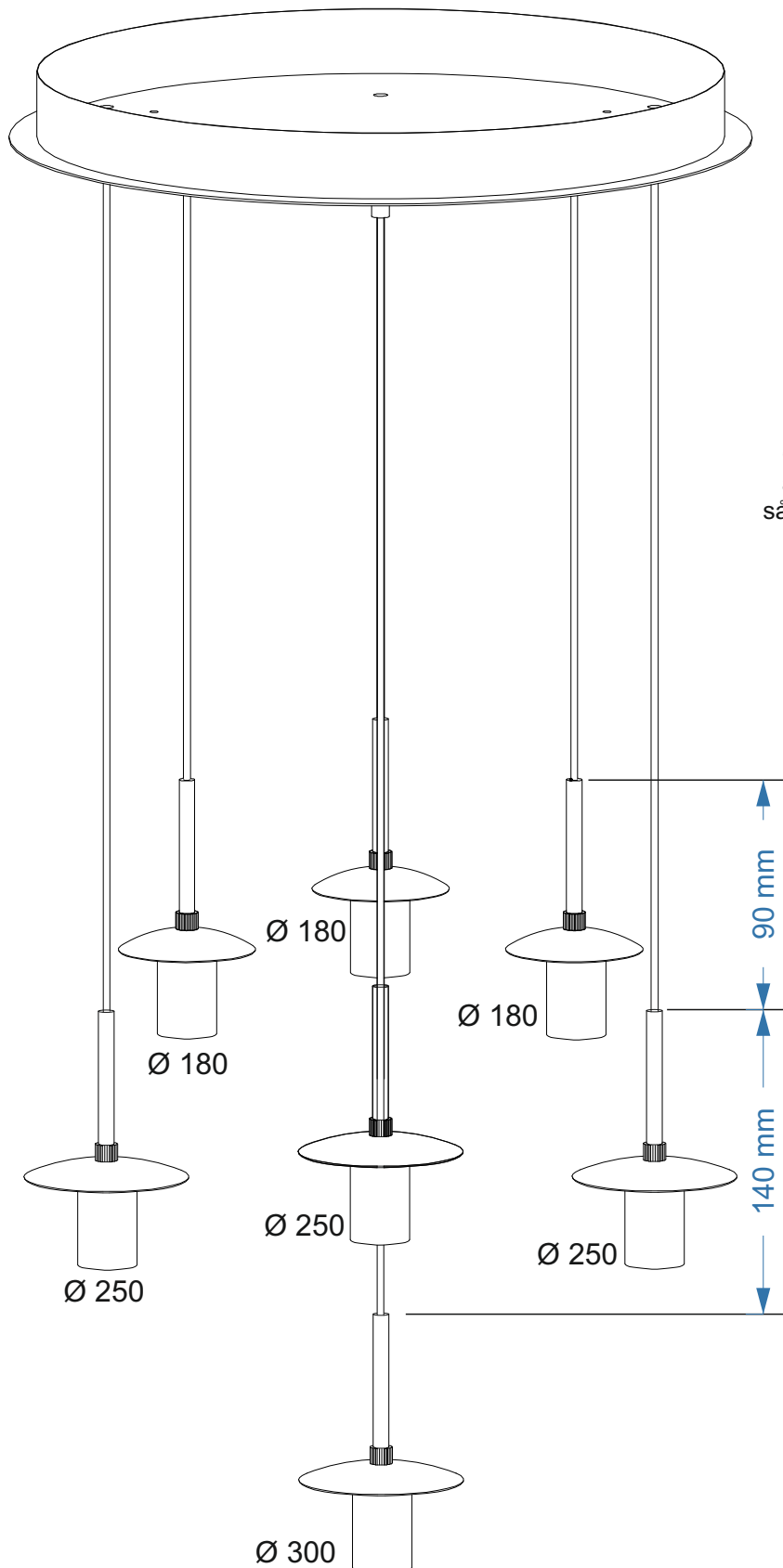
PL Zamontuj lampę zgodnie ze szkicem.

ES Siga las instrucciones de montaje e instalación según el plano.



byrydéns.com

4202390 - LAURA



Oavsett längd på kablarna, är det viktigt att man ställer in längden mellan glasen så att dessa inte hamnar för nära varandra.

Regardless of the length of the cables, the distance between the glasses must be as dimensions below, this to avoid glass to be too close to each other.

