




SMART
HOME
LIGHTS

D | Montageanleitung • GB | Fitting instructions

832273

230V / 50Hz~

1 x LED-Board 36V DC / 19W
nicht wechselbar / not changeable

 2,4GHz
10dBm



19W
2.400 lm



22W
1.800 lm



LED-Board

t

25.000 h

Tk

2.700K-5.000K / RGB



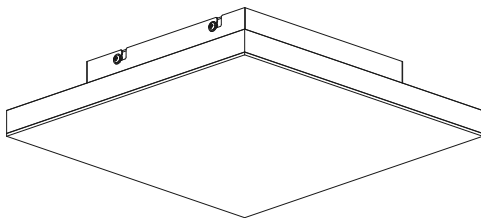
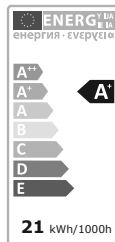
15.000 x



< 0,5 s



dimmable with rrc



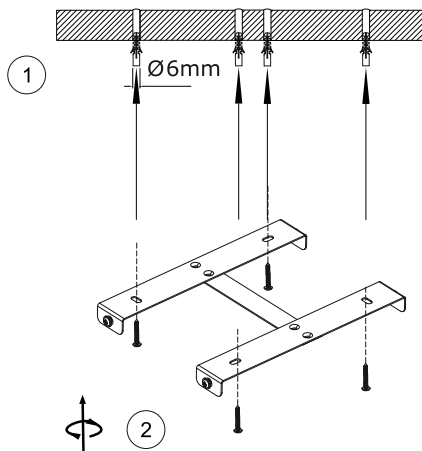
AAA, 1,5V

Inkl. Funkfernbedienung
Incl. radio remote control




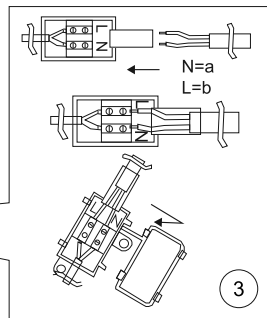
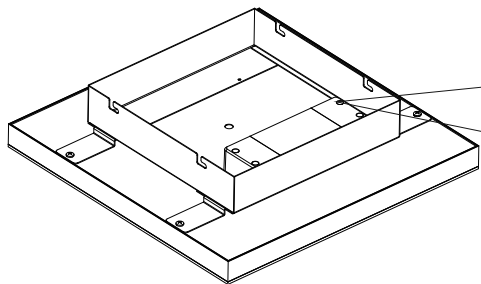
1 | Montage/fitting

Als Deckenleuchte
As ceiling lamp



2 | Elektrischer Anschluss/electrical connection

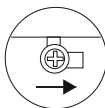
230 Volt/50 Hz-Anschluss
230 Voltage/50 Hz connection



4



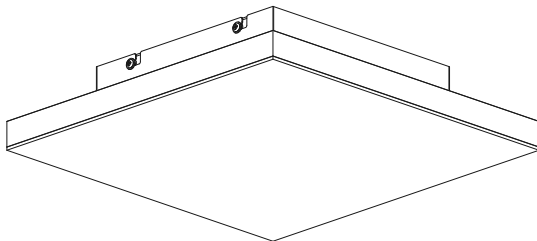
5



3 | Fernbedienung anlernen/teach remote control

Siehe Q-Fernbedienungsanleitung

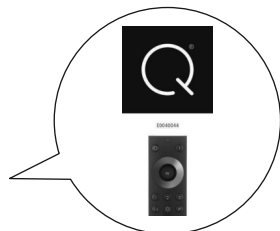
See Q-remote control manual



6



Leuchte einschalten
Switch on the lamp



8

Q-Fernbedienung
anlernen
Teach Q-remote
control

7

Bedienungsanleitung
lesen
Read instruction
manual





Rückstellen der Leuchte auf Werkseinstellung
Reset the lamp, factory new

5 x on/off



5-10 sec.



1-2 sec.



1-2 sec.



1-2 sec.



1-2 sec.



Das Gerät erfüllt die grundlegenden Anforderungen der Richtlinie 2014/53/EU (Radio Equipment Directive) des Europäischen Parlaments und des Rates der europäischen Union vom 16.04.2014 über Funkanlagen. Die vollständige Konformitätserklärung kann bei der unten stehenden Internet-Adresse aufgerufen werden.

This device fulfils the fundamental requirements of Directive 2014/53/EU(Radio Equipment Directive)of the European Parliament and of the Council of the European Union dated 16.04. 2014 on items of radio equipment. The full declaration of conformity can be accessed at the Internet-address given below.

Paul Neuhaus

Paul Neuhaus GmbH
Olakenweg 36 · 59457 Werl
Germany

Telefon: +49(0)2922-9721-0
Telefax: +49(0)2922-9721-9120
E-mail: kundenservice@neuhaus-group.de
<https://scm.paul-neuhaus.de/public/conformity/>