



SMART
HOME
LIGHTS

D | Montageanleitung • GB | Fitting instructions

828243

230V / 50Hz~

1x LED-Board 36V DC / 48W

nicht wechselbar / not changeable



2,4GHz
8,5dBm



t

Tk



48W
6000 lm

55W
4000 lm

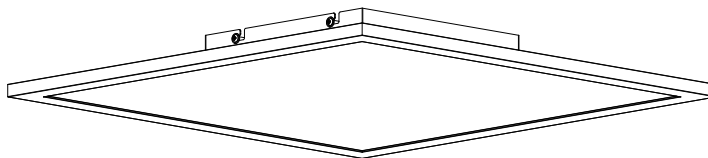
LED-Board
40.000 h

2.700K-5.000K

20.000 x

<0,5 s

dimmable with rrc



4x



4x



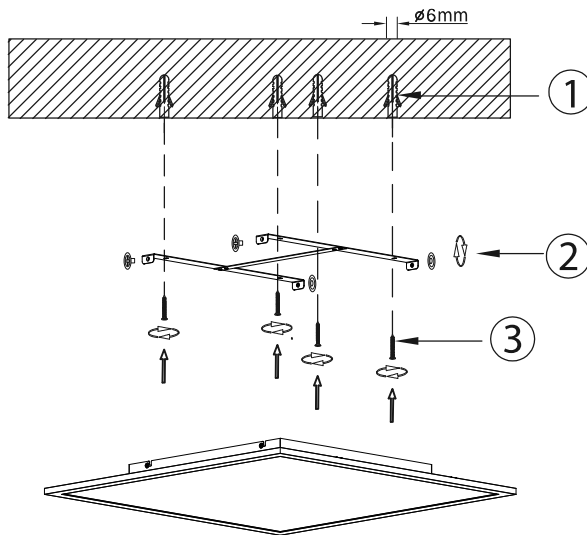
AAA, 1,5V

Inkl. Funkfernbedienung
Incl. radio remote control



1 | Montage / fitting

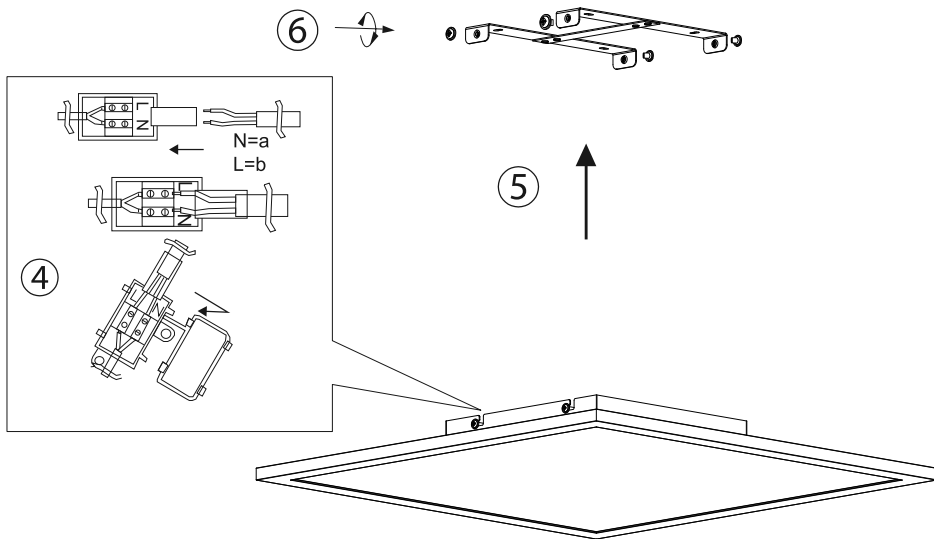
Als Deckenleuchte
As ceiling lamp



2 | Elektrischer Anschluss / electrical connection

230 Volt/50 Hz-Anschluss

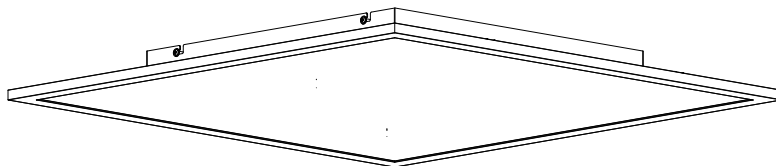
230 voltage/50 Hz connection



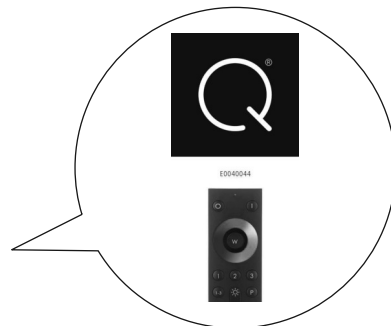
3 | Fernbedienung anlernen / teach remote control

Siehe Q-Fernbedienungsanleitung
See Q-remote control manual

Q-Empfänger (Antenne)
Q-receiver



7
Leuchte einschalten
Switch on the lamp



9 Q-Fernbedienung
anlernen
Teach Q-remote
control

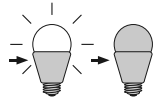

8 Bedienungsanleitung
lesen
Read instruction
manual



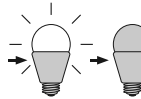


Rückstellen der Leuchte auf Werkseinstellung
Reset the lamp, factory new

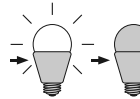
5 x on/off



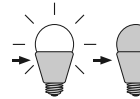
5-10 sec. 1-2 sec.



1-2 sec.



1-2 sec.



1-2 sec.



Das Gerät erfüllt die grundlegenden Anforderungen der Richtlinie 2014/53/EU (Radio Equipment Directive) des Europäischen Parlaments und des Rates der europäischen Union vom 16.04.2014 über Funkanlagen. Die vollständige Konformitätserklärung kann bei der unten stehenden Internet-Adresse aufgerufen werden.

This device fulfils the fundamental requirements of Directive 2014/53/EU (Radio Equipment Directive) of the European Parliament and of the Council of the European Union dated 16.04. 2014 on items of radio equipment. The full declaration of conformity can be accessed at the Internet-address given below.

Paul Neuhaus

Paul Neuhaus GmbH
Olakenweg 36 · 59457 Werl
Germany

Telefon: +49(0)2922-9721-0
Telefax: +49(0)2922-9721-9120
E-mail: kundenservice@neuhaus-group.de
<https://scm.paul-neuhaus.de/public/conformity/>